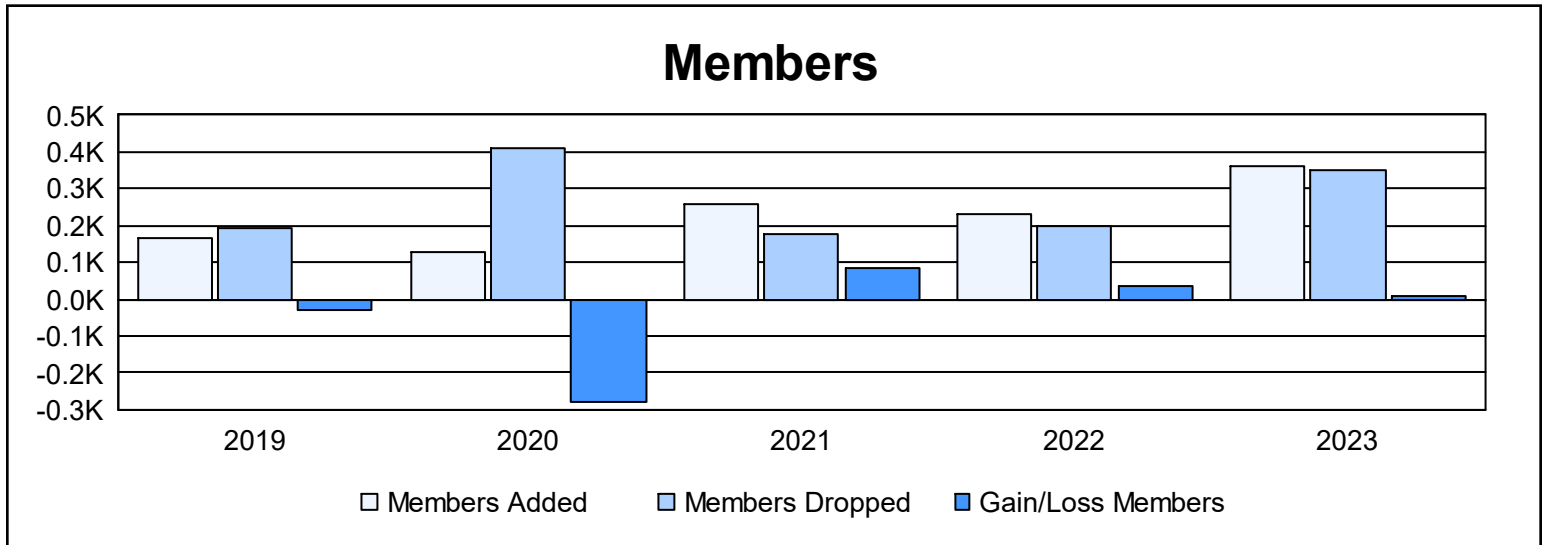
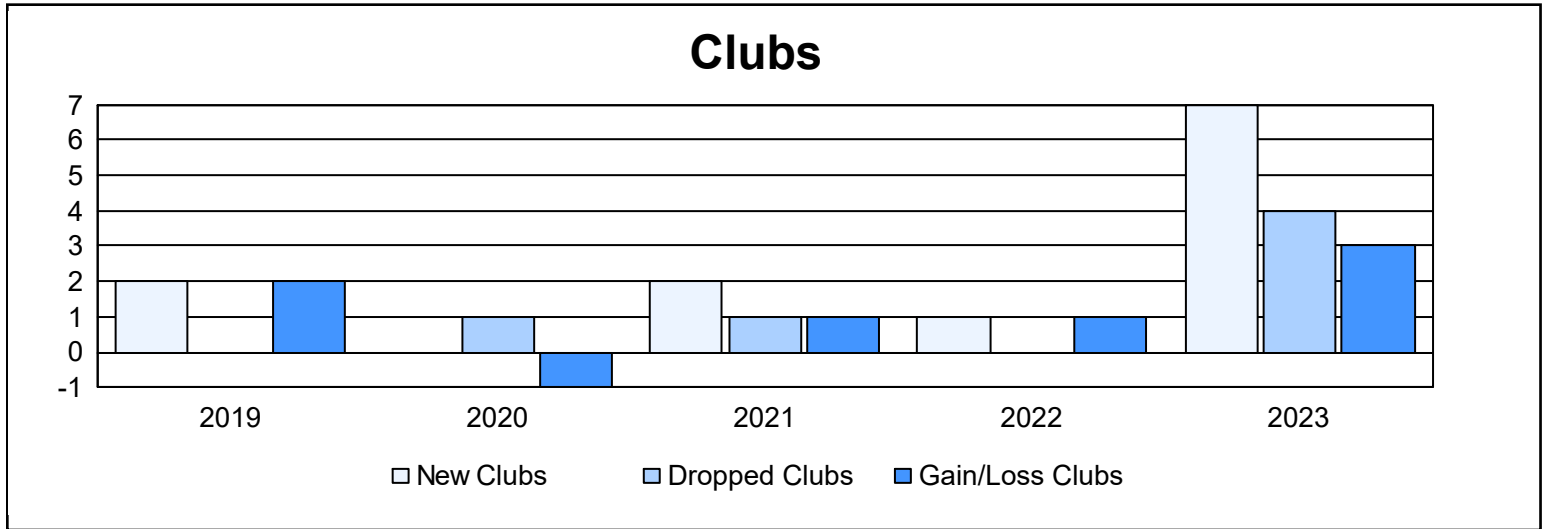
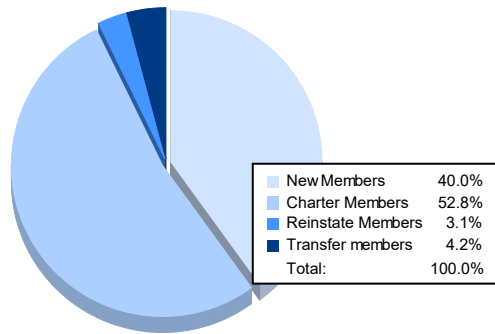


Year	New Clubs	Dropped Clubs	Gain/ Loss Clubs	New Members	Charter Members	Reinstate Members	Transfer Members	Total Member Added	Total Members Dropped	Gain/ Loss Members
2018-2019	2	0	2	108	48	6	3	165	195	-30
2019-2020	0	1	-1	86	14	14	14	128	408	-280
2020-2021	2	1	1	137	72	29	21	259	177	82
2021-2022	1	0	1	169	31	8	21	229	196	33
2022-2023	7	4	3	144	190	11	15	360	352	8
<b>Average</b>	<b>2</b>	<b>1</b>	<b>1</b>	<b>129</b>	<b>71</b>	<b>14</b>	<b>15</b>	<b>228</b>	<b>266</b>	<b>-37</b>



### Membership Composition June 2023 Cumulative



### Gender Composition June 2023 Cumulative

